




## PRODUCT FEATURES:

- ☐ Wall mounted Pergola® type
- ☐ Protects against sun and rain
- ☐ Keeps deck and patio cool
- ☐ Covers small to larger patio areas
- ☐ Great for restaurant dining areas and large residential patios
- ☐ All extruded aluminum frame
- ☐ Stainless steel elements
- ☐ Manually operated up to 268 sq. ft. size as a Type 1 unit.
- ☐ Motorization required on larger sizes
- ☐ Motorized with safety box
- ☐ Optional hood system recommended

Pergola® STIL is a wall mounted Pergola® offering the convenience of a retractable awning, yet the comfort and durability of a stationary awning. Now you can utilize your patio area during fierce mid-day sun and rain. This Pergola® system is great for restaurant and residential patio areas.

<i>MODEL: STIL</i>	Standard Frame Colors	Standard Widths	Standard Projections	Recommend Application	Fabric	Options
	Anthracite / Iron Grey  Custom colors also available	Max 16' 5" with two posts and total 42' 7" wide with 3 sections And 4 posts	Up to 22' 11" projection	Restaurants, Large Residential Patios	Ferrari Precontraint 602  Optional: Ferrari 502 & 302, Soltis 86 & 92	Roll Screens Heaters Lights Side curtains End panels

### 1. General

The Pergola® **STIL** offers all extruded components and a modern look. The STIL is a terrace awning is designed for restaurants, cafes, and large residential terraces. The STIL system is permanent sun-shading frame system with a retractable fabric. The STIL opens and closes by means of a manual gear or tubular motor. Multiple units can be added together for wider widths with fabric in one piece. Maximum single unit size with four (4) posts is 42' 7" wide x 21' 4" projection.

### 2. The fabric

Ferrari 602 is a waterproof fabric PVC fire-resistant Class 2, heat-sealed to provide higher water-proof quality.

### 3. Motor

The Pergola® STIL is operated by a Somfy ALTUS radio 110v tubular motor with a control box. Either an LT50 or LT60 motor is used depending on the size of the unit. Somfy electronic controls are available as an option.

### 4. Manual

The manual version is available in "single span" Type 1 versions up to 268 sq. ft. size or 25 sq. meters. The gear is a fast 4.4:1 gear for efficiency.

# Pergola® Model: STIL



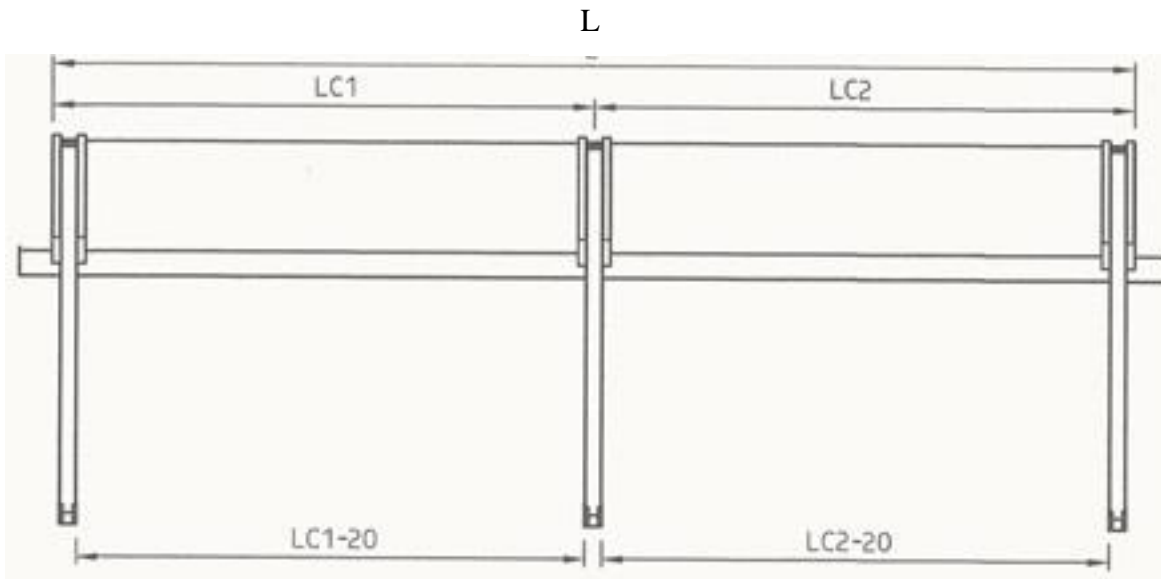


### **TYPE 1: Stil system**

**$L$  = from 8' 2" to max 16' 5" wide**

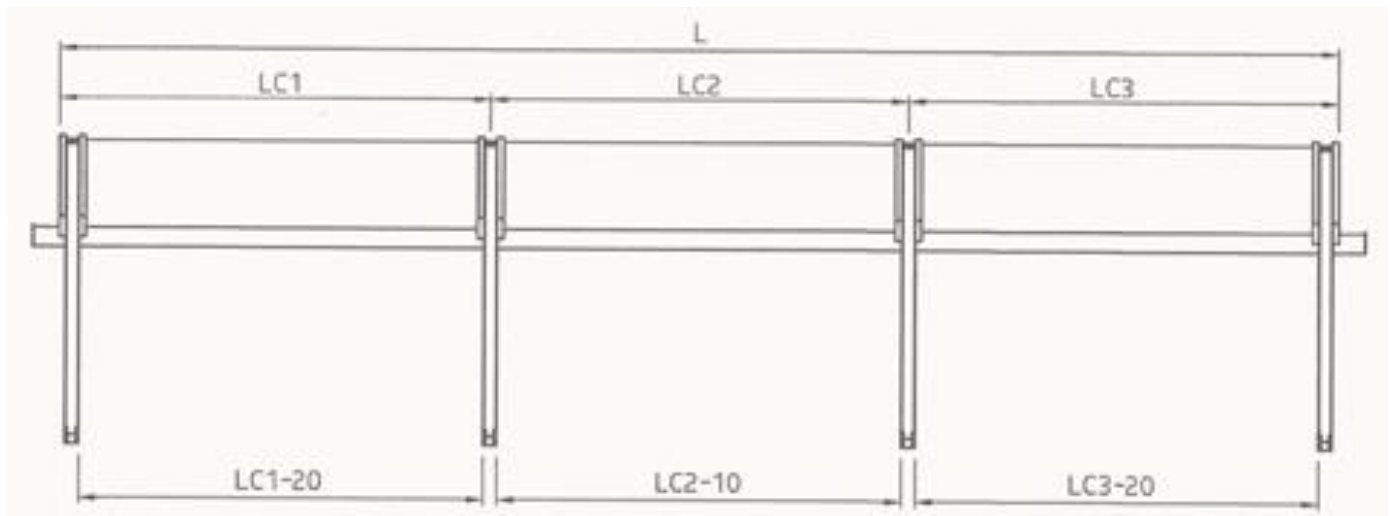
### **TYPE 2: Stil system**

**2 spans ( $L$  from 14' 8" to 29' 6" max total  
LC1 & LC2 from 6' 6" to 14' 8" wide**

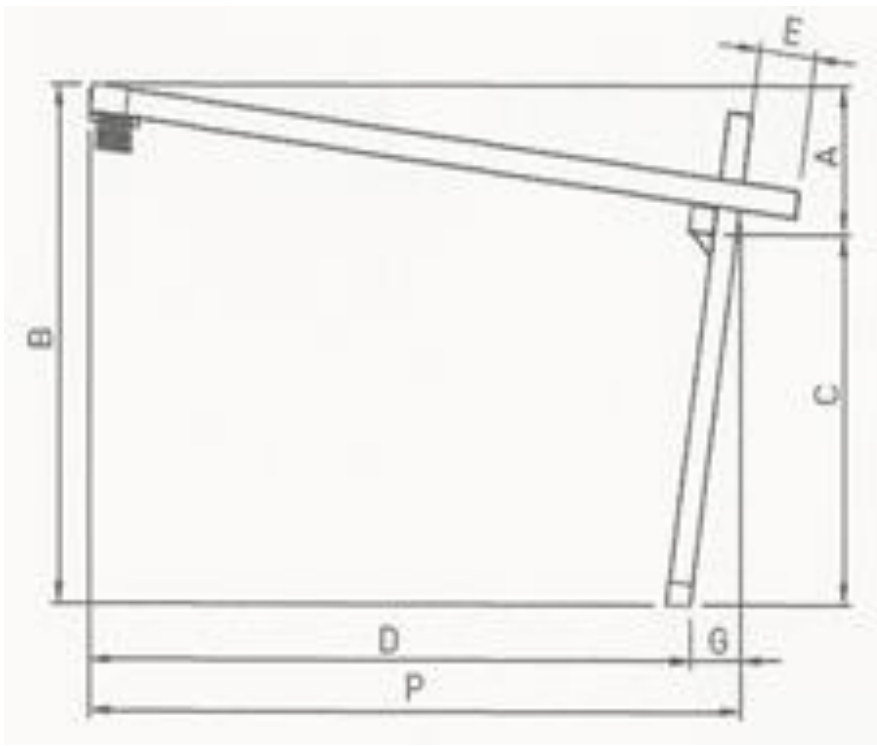


### **TYPE 3: Stil system**

**3 spans ( $L$  from 27' 11" to 42' 7")  
LC1, LC2, & LC3 from 6' 6" to 14' 1" wide**







### Dimensions:

**A = Height of Slope**

**B = Height at top back**

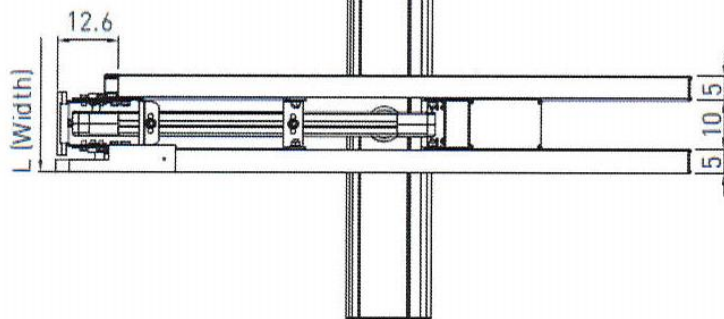
**C = Post Height / Under gutter height**

**P = Actual Projection from wall**

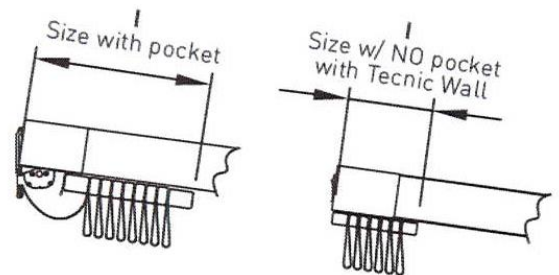
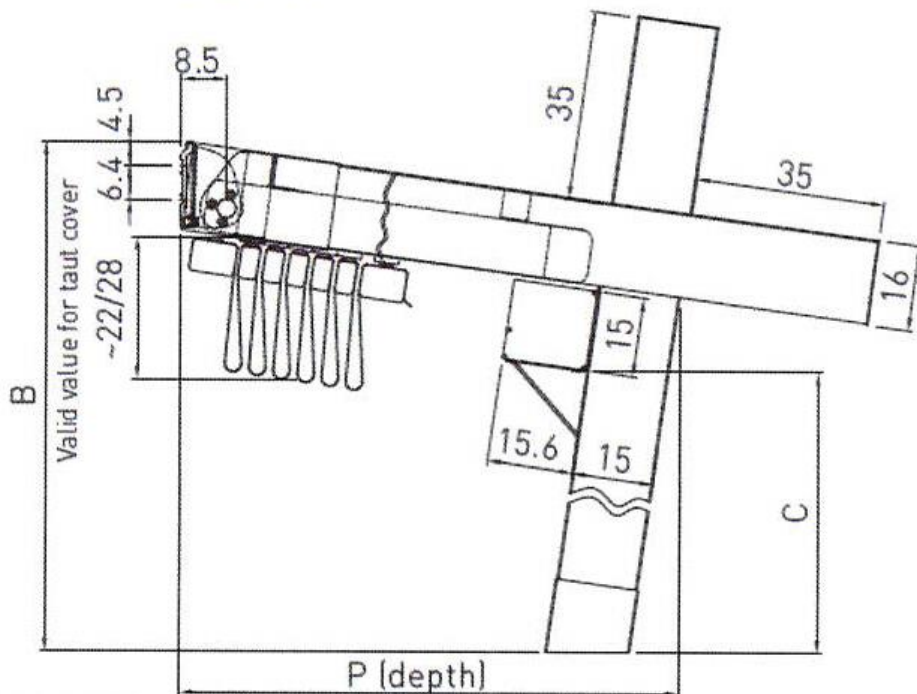
### NOTE:

**See minimum pitch diagram for proper water drainage (Refer to price list).**

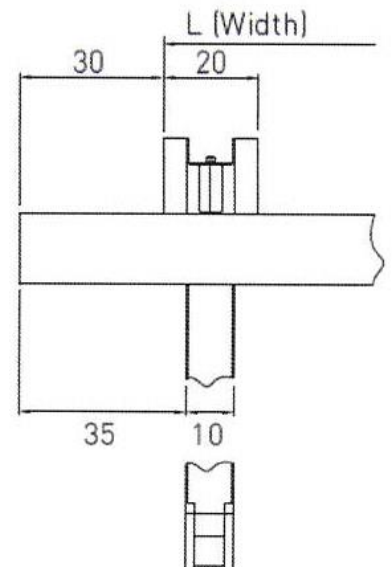
View from above

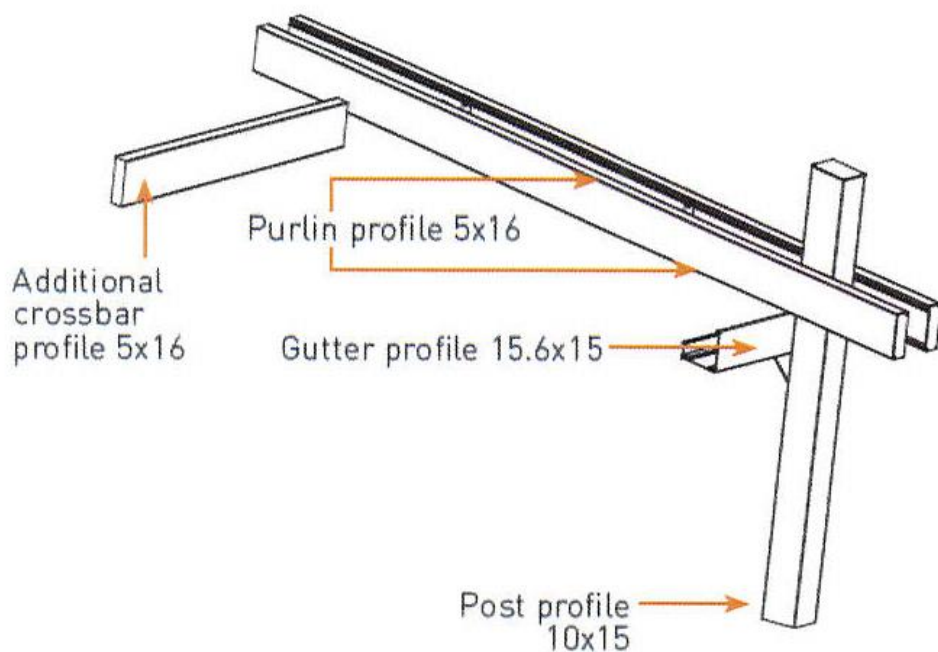


Side view

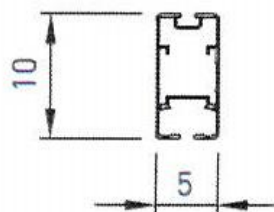


Front view

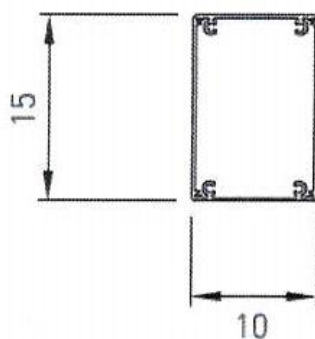




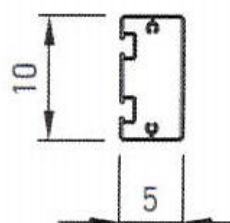
Guide profile  
cod. 2136



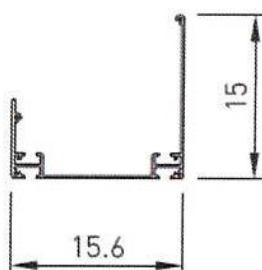
Post profile  
cod. 2591



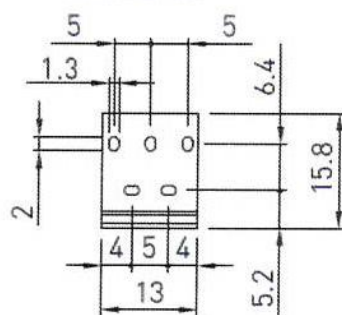
Motor crossbar  
profile cod. 2828



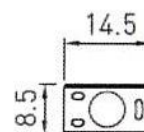
Gutter profile  
cod. 2595



Wall fixing kit detail  
code 2732



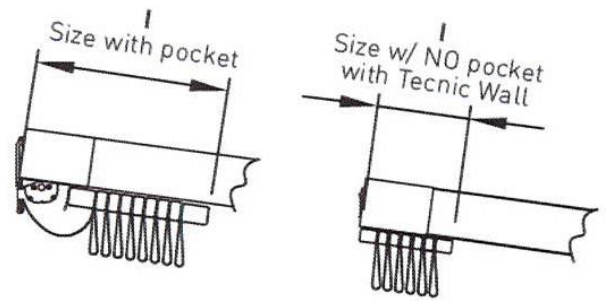
Ground  
bracket detail  
code 2608



**Note:**

The STIL product requires training at the Sunair facility in Jessup, MD. Sunair has staff available to help supervise the installation for an additional cost.

For further information please call our Jessup office.



©2017 AWNINGS UNLIMITED INC.  
P.O. Box 1068 7785 Rt. 175,  
Jessup, MD 20794

**JESSUP, MD      800 – 548 – 0408**

REVISED 01/01/17